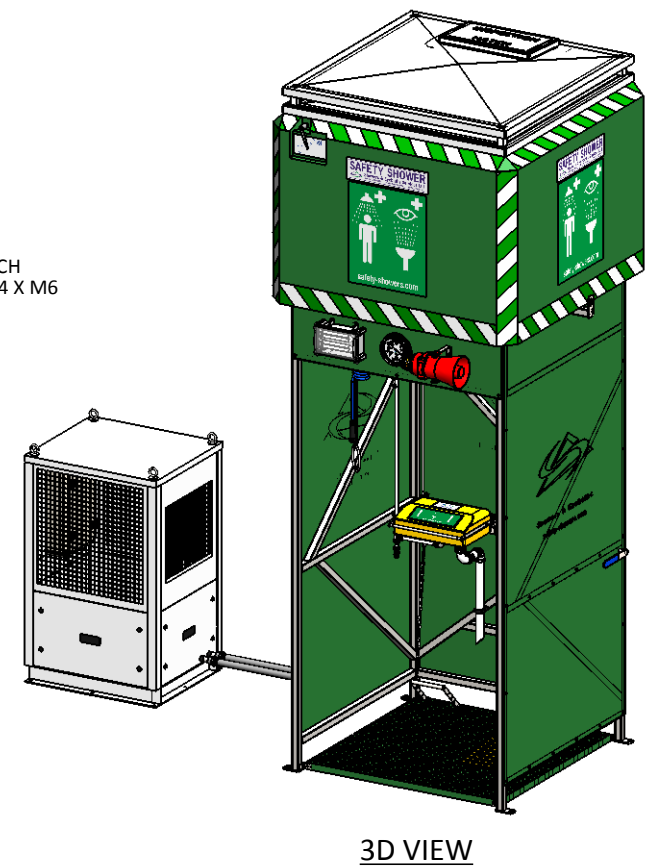
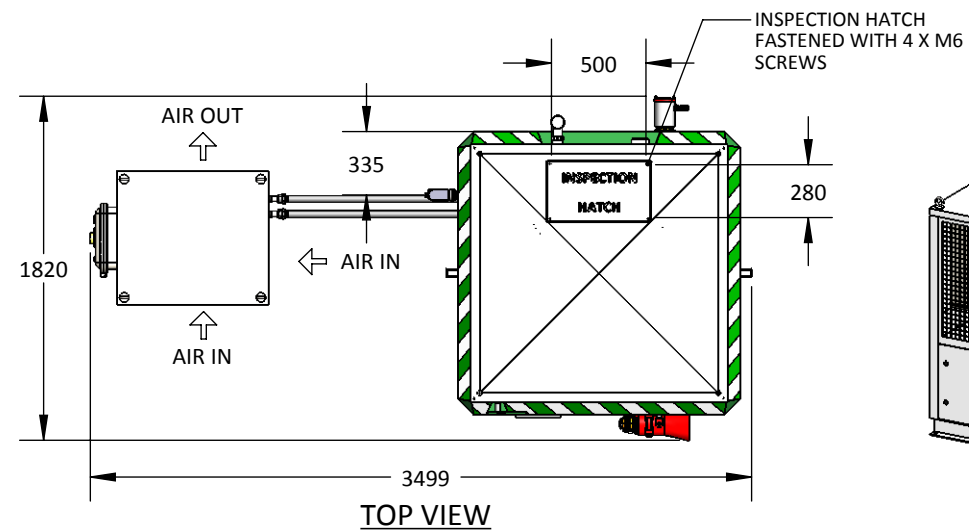
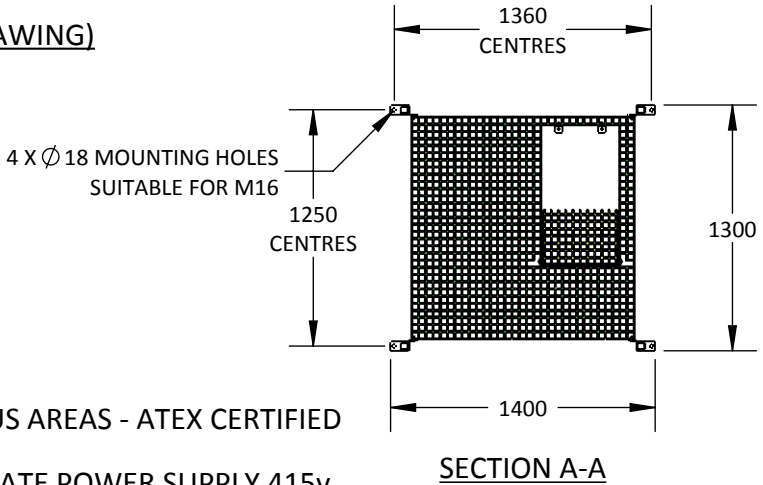


**OPTIONAL EXTRAS (NOT SHOWN ON DRAWING)**  
 LOW TEMPERATURE ALARM  
 LOW WATER ALARM  
 STRIP CURTAINS

**TECHNICAL DETAILS**  
 INLET WATER SUPPLY: REC. 2 - 10 BAR  
 FLOW RATE: 75 LPM  
 INLET: 1" BSP or NPT  
 WEIGHT: 350 - 400 KG

**CLASSIFICATION**  
 ALL ELECTRICS SUITABLE FOR HAZARDOUS AREAS - ATEX CERTIFIED  
 220 - 240v 1Ph 50Hz  
 PLEASE NOTE: CHILLER REQUIRES SEPARATE POWER SUPPLY 415v 3Ph 50Hz



**REFERENCE ONLY**

NAME	DATE	DIMENSIONS ARE IN MILLIMETRES UNLESS SPECIFIED OTHERWISE	TITLE: <b>1200 - 1500 TANK SHOWER HAZARDOUS WITHOUT SUMP WITH CHILLER</b>	REVISION	<b>A</b>
DRAWN:	P.S			07/08/2014	REV DATE:
PROPRIETARY AND CONFIDENTIAL THE INFORMATION CONTAINED IN THIS DRAWING IS THE SOLE PROPERTY OF SHOWERS & EYEBATHS SERVICES LTD. ANY REPRODUCTION IN PART OR AS A WHOLE WITHOUT THE WRITTEN PERMISSION OF Showers & Eyebaths services LTD IS PROHIBITED.		TOLERANCES: LINEAR: ALL DIMENSIONS ±5mm ANGULAR: ±0.5°	DWG NO.	<b>SE-GA-GFTS15-FP-NS-WC</b>	<b>A3</b>
			DO NOT SCALE DRAWING	SCALE:1:40	SHEET 1 OF 1

**SHOWERS & EYEBATHS**  
 Showers & Eyebaths Services Ltd.  
 Safety House, 23c Sandwash Close, Rainford  
 Industrial Estate, Rainford, Lancashire, WA11 8LY U.K.  
 Tel + 44 (0) 1744 889677 Fax +44 (0) 1744 885663  
 e-mail: sales@safety-showers.com www.safety-showers.com